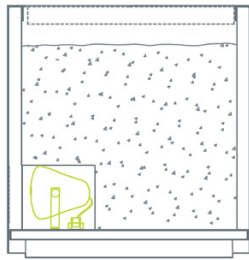



PLANTER OPTIONS



🔊 SPEAKERS

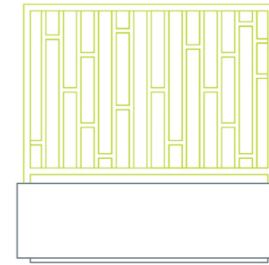
Indoor/Outdoor Integrated Speakers, weather resistant construction for year-round indoor/outdoor use, compact 2-way loudspeaker systems for exceptional performance.

Visit ore.design for more information.



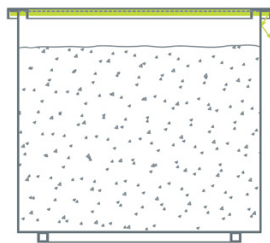
WOOD LATTICE

Pre-assembled FSC-certified Ipe lattice using an overlapping dado joint with a brass pin detail intersection. Mechanically fastens to internal brackets located within the container.



ALUMINUM LATTICE

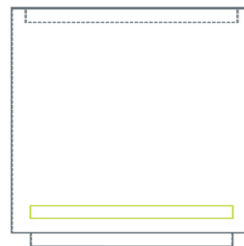
Pre-assembled aluminum lattice which mechanically fastens to internal brackets located within the container. Can be powder coated to match the container or powder coated a different color for contrast.



💡 LIP LED LIGHTING

Lip LED Lighting is available on most containers. 12 volt DC operation or hard wired into an already existing 12 volt system. Transformer sold with first 12" on LED Lip lighting if requested.

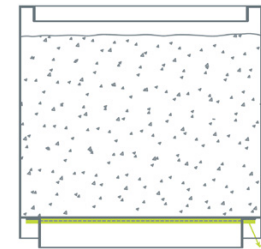
Visit ore.design for more information.



💡 FACE LED LIGHTING

Face LED Lighting is available on any flat surface container. 12 volt DC operation or hard wired into an already existing 12 volt system. Transformer sold separately.

Visit ore.design for more information.

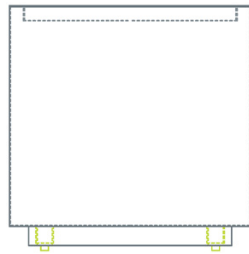


💡 TOE-KICK LED LIGHTING

Toe-Kick LED Lighting is available on most containers. 12 volt DC operation or hard wired into an already existing 12 volt system. Transformer sold with first 12" on LED toe-kick lighting if requested.

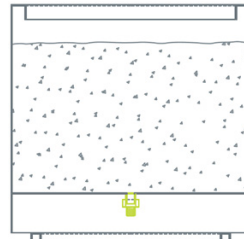
Visit ore.design for more information.

PLANTER OPTIONS



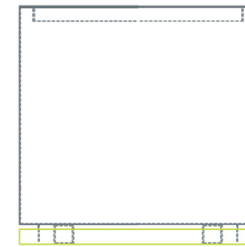
■ ADJUSTABLE FEET

Commercial grade stainless steel adjustable feet fastened onto container in order to level container on uneven surfaces. Rated at 2,000 lbs. per foot.



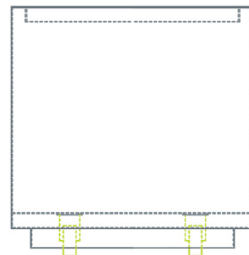
⚡ DRAINAGE FITTINGS

1" pipe nipple or elbow is welded into the container in order to direct water away from deck surface, eliminating tea staining and standing water.



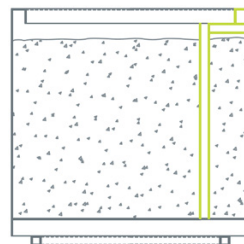
■ DRIP TRAYS

Drip tray is sized to match the containers footprint. 1/2" Gap between the tray and the container creates a nice shadow reveal. Made of aluminum and powder coated to match.



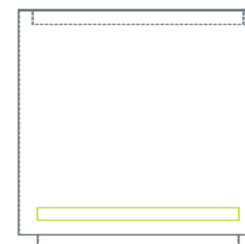
⚙️ CASTERS

Castors are mechanically fastened to a recessed bottom creating a 1/2" - 3/4" reveal between the deck and the bottom edge of the container.



⚡ IRRIGATION SLEEVES

1" sleeve is welded into the interior of the container in order to hide the irrigation line and simplify installation and maintenance of the irrigation system.



🔒 SURFACE MOUNTS

Hardware to blindly secure planters to the deck surface.

Visit ore.design for more information.