



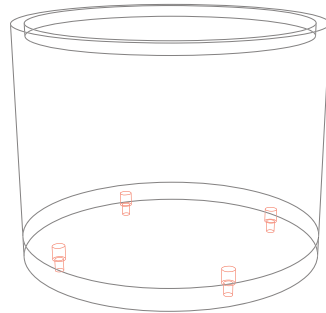

132 Pierpont Avenue, Garden Level  
 Salt Lake City, UT 84101  
 info@ore.design | 801.936.0499  
[ore.design](http://ore.design)

## ADJUSTABLE FEET

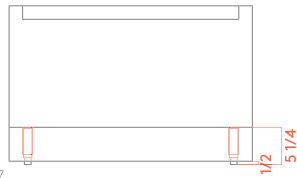
**OPTION DESCRIPTION:** Our commercial-grade, stainless steel Adjustable Feet may be fastened onto containers to level them on uneven surfaces. This option is rated between 250 lbs. and 2000 lbs. per foot. Our Project Managers are on hand to advise you on the appropriate sizes for your project.

Please note that this option is compatible with other functional options such as irrigation sleeves and drainage fittings. To determine which containers are compatible with Adjustable Feet, look for this icon in our catalog and specification sheets.

PLAN



FRONT ELEVATION



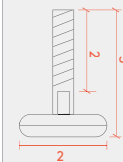
MIN. EXTENSION (Long)



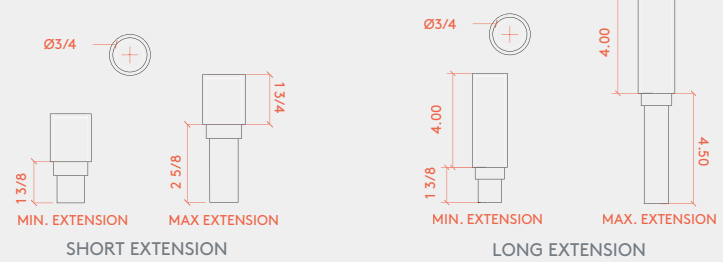
MAX. EXTENSION (Long)

### ADJUSTABLE FEET

#### ADJUSTABLE FOOT - Low Capacity



#### ADJUSTABLE FOOT - High Capacity - Short and Long Extension



#### LOW CAPACITY ADJUSTABLE FEET

Capacity per Mount: 250 lbs.  
 Base Diameter: 2"  
 Platform Material: Plastic

Thread Size: 3/8"  
 Base Diameter: 3"  
 Base Finish: Nickel-Plated Steel

Thread Length: 2-1/2"  
 Stud Finish: Zinc-Plated Steel

#### HIGH CAPACITY SHORT EXTENSION ADJUSTABLE FEET

Capacity per Mount: 250 lbs.  
 Base Diameter: 1"

Min. Height: 1-3/8"  
 Body Finish: Natural Zamak

Max. Height: 2-3/4"  
 Foot Finish: SS Clad Hex

#### HIGH CAPACITY LONG EXTENSION ADJUSTABLE FEET

Capacity per Mount: 250 lbs.  
 Base Diameter: 1"

Min. Height: 1-3/8"  
 Body Finish: Natural Zamak

Max. Height: 4-3/4"  
 Foot Finish: SS Clad Hex

#### LEGAL INFORMATION:

ALL RIGHTS RESERVED. INFORMATION IN THIS DOCUMENT IS CONFIDENTIAL AND IS EXCLUSIVE PROPERTY OF ORE INCORPORATED. DELIVERY OF THIS DOCUMENT OR ANY COPY THEREOF OR DISCLOSURE OF SUCH INFORMATION TO UNAUTHORIZED PERSONS IS FORBIDDEN WITHOUT EXPRESSED WRITTEN PERMISSION OF ORE INC.

